
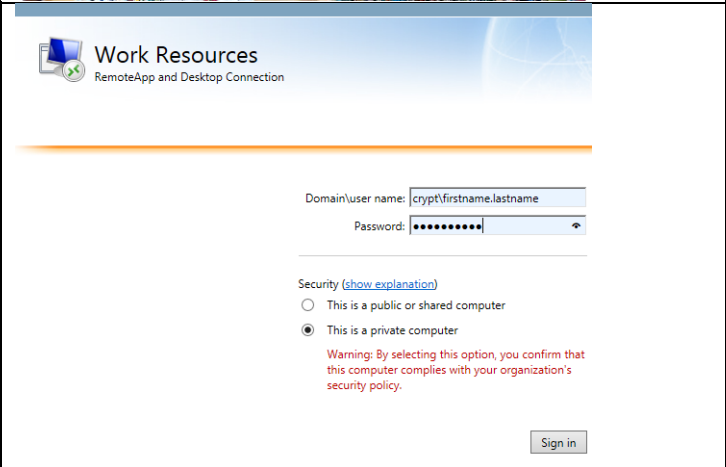
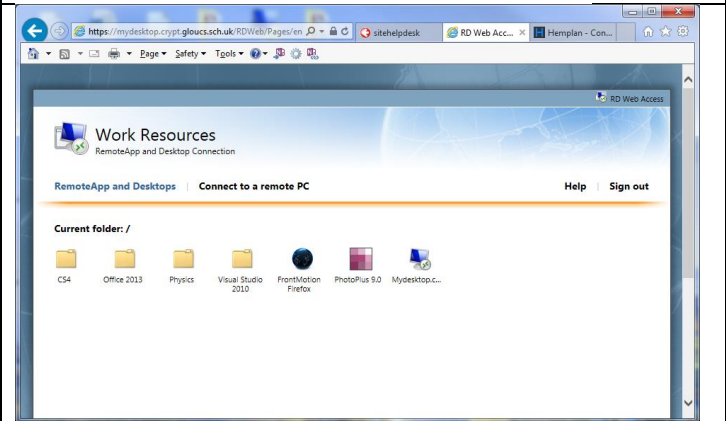

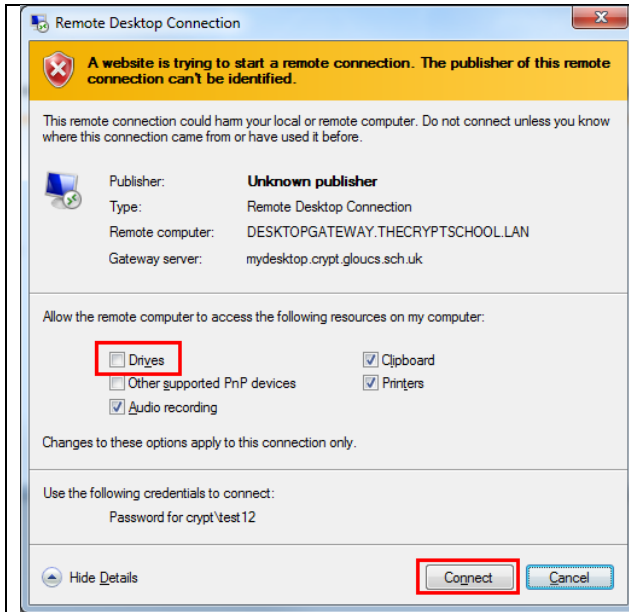


# Accessing Remote Apps and Desktop from Home

|   |  |
|---|--|
|    | <p>Go to the School Website <a href="http://www.cryptschool.org">www.cryptschool.org</a><br/>At the top left choose school sites and pick Remote Apps</p>  |
|   | <p>You should be presented with a Authentication Box<br/>In here you need to put your school Username and Password. HOWEVER you need to present your username like this: <b>crypt\username</b> which in most cases will be <b>crypt\firstname.lastname</b></p>   |
|  | <p>You will then be presented with a list of available applications that you can run or for a full remote desktop Click on the my desktop Icon</p> <br><b>Mydesktop.c...</b> |



You may be presented with a screen like this, if you want to see your local drives or memory stick tick the Drives option then press connect.

If you are prompted again for a username or password at any point remember that usernames must go : **crypt\username** which in most cases will be **crypt\firstname.lastname**